



WELCOME

2016



HOUZZ WORKSHOP




Internet Login

- Internet Login
Login: Telstra 1
Password: wearehouzz285a
- Internet Login
Login: Houzz Vodafone_1
Password: wearehouzz285a
- Internet Login
Login: VodafonePocket Wifi- F5776
Password: 3633745782
- Internet Login
Login: Houzz Pro Acq Vodafone_2
Password: houzzauproacq

Today's Goals

- Photo Searching/How you can be found?
- Profile Best Practices
 - Cover Photo/Logo/Person
 - Complete Directory Information
 - Importance of Photos and how to keyword
 - Reviews and how to ask and respond to reviews



+ Save Email

Swatt | Miers Architects



What are you working on?

+ Create a new ideabook

↑ Upload Photos or Files

⚡ Get the Houzz Buttons



Featured Stories | Room of the Day

19 minutes ago



Who to Follow



The Classy Home

+ Follow



Vin de Garde MODERN...

+ Follow

Objectives For Professionals



Build Brand

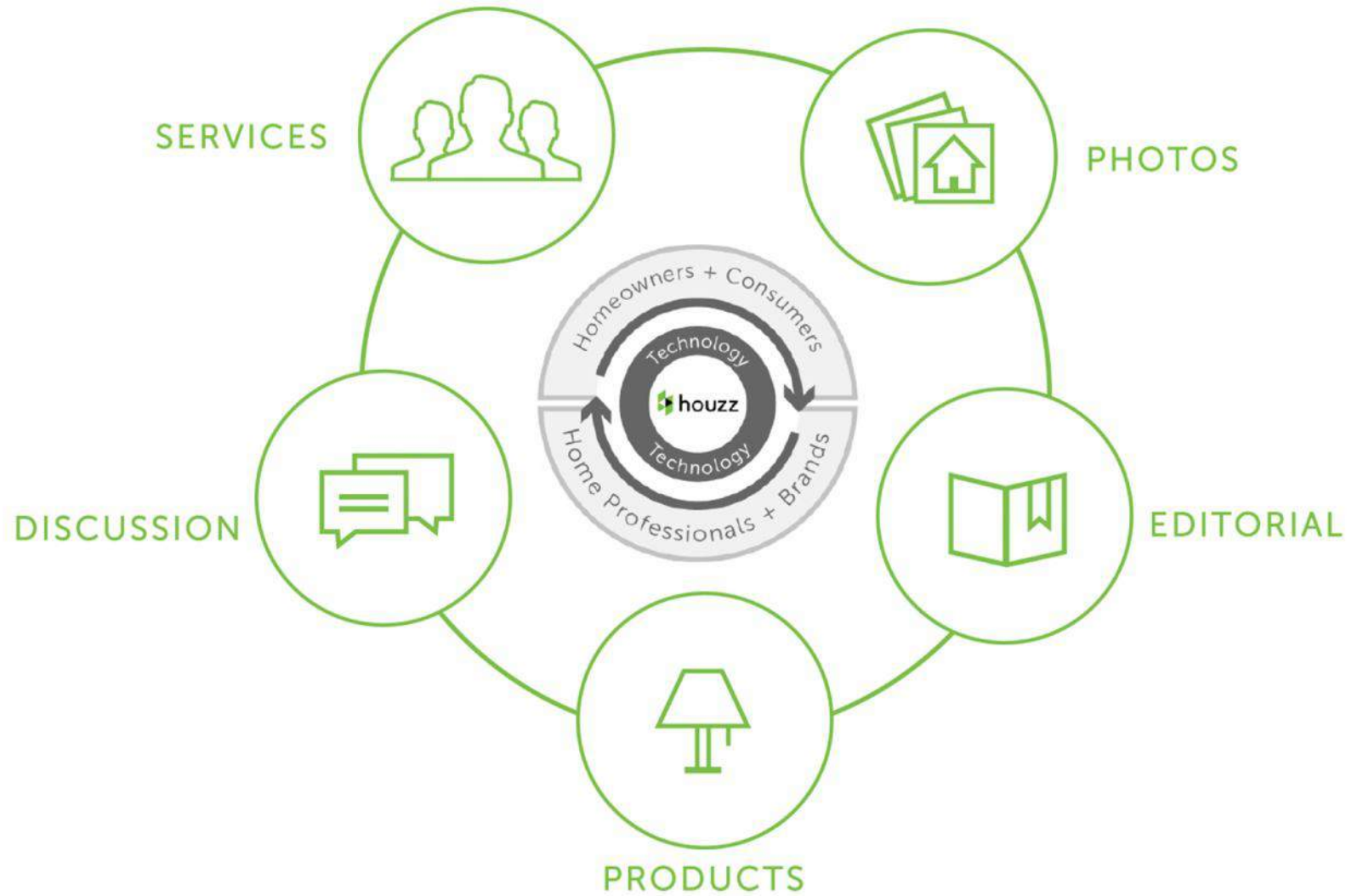


Reach New Clients



Work Smarter

5 Layers Of Houzz



Global Stats

35 
MILLION+

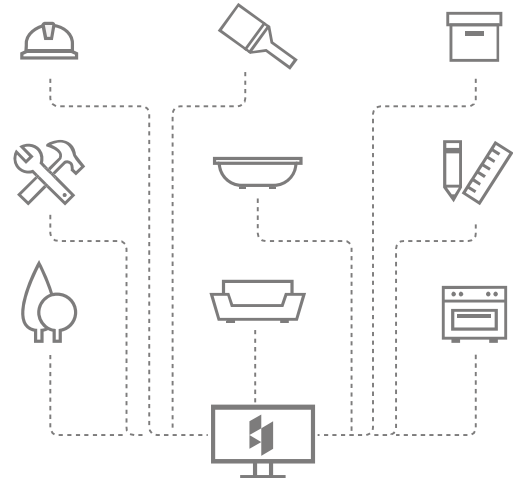
MONTHLY
UNIQUE
USERS

HOMEOWNERS **MILLION+** IN AUSTRALIA

300,000+  → 

REVIEWS WITH FIVE-STAR AVERAGE FOR
HOZZ IOS & ANDROID APPS

800,000+



ACTIVE HOME
REMODELING
PROFESSIONALS

7 
MILLION +

PHOTOS


2015 Houzz & Home Study: AU Houzzers



87% Homeowners



>\$130k
House Hold Income



79% Ages 35-64

Houzz Users Have Big Plans



76% decorated in 2015
and/or plan to decorate
in 2016



77% renovated in 2015
and/or plan to renovate
in 2016



1 in 8 built in 2015 or
plan to build a
custom home in 2016


What's Important When Hiring a Pro?

HIRING CRITERIA	% Rating Very Important
Good reviews & recommendations	84%
Expert in their field	71%
Personality I can work with	61%
Completed projects like mine	56%
Lowest cost option	9%


PHOTO

HOW CAN YOU BE FOUND?
BROWSING/SEARCHING

Photos



Photos



Photos



Search Photos, Products, Pros & More...

Your Houzz

PHOTOS

FIND PROS

PRODUCTS

KITCHEN

BATHROOM

BEDROOM

LIVING

OUTDOOR

DECOR

STORIES

ADVICE

Room

- Kitchen
- Bathroom
- Bedroom
- Living
- Dining Room
- Outdoor
- Kids Room
- Home Office
- Storage & Wardrobe
- Exterior
- More Rooms...

Style

- Contemporary
- Eclectic
- Modern
- Traditional
- More Styles...

Location

Australia

Budget

- \$ (1,524)
- \$\$ (5,115)
- \$\$\$ (6,955)
- \$\$\$\$ (3,940)

Size

- Compact (4,573)
- Medium (12,972)
- Large (9,923)
- Expansive (1,614)

All Rooms Australia

176,604 Australia Home Design Photos

All Time Popular



Page 1 of 251



Wembley
Inspire Your Space



SOUTH COOGEE - House
Capital Building



Camperdown House
Henarise Pty Ltd



Brighton Home
MR.MITCHELL



warrandyte
kitchens by peter gill

Take Houzz on the go



Get the App >

Download the 5-star rated mobile app



Find A Pro



Search Pros, Photos, Products & More...

Your Houzz

- PHOTOS
- FIND PROS**
- PRODUCTS
- KITCHEN
- BATHROOM
- BEDROOM
- LIVING
- OUTDOOR
- DECOR
- STORIES
- ADVICE

Filter by Type ▾

- All Professionals
- Architects
- Building Designers
- Home Builders
- Interior Designers & Decorators
- Design & Construction
- Kitchen Designers & Renovators
- Bathroom Designers & Renovators
- Landscape Architects & Landscape Designers
- Organisations & Schools

Renovation Services & Supplies ▾

- Building Supplies
- Carpenters
- Joinery & Cabinet Makers
- Landscape Contractors & Gardeners
- Painting & Wallpaper
- Renderers & Plasterers
- Rubbish Removal
- Tile, Stone & Benchtops
- Specialty Contractors
- Staircases & Balustrades
- Stone, Pavers & Concrete
- Home Storage Designers & Professional Organisers

Gardens & Outdoors ▾

- Arborists & Tree Services
- Backyard Courts & Playgrounds
- Decks & Patios
- Driveways
- Fencing & Gates
- Garden & Landscape Supplies

All Professionals / Australia x / Western Australia x / Perth x

1,990 Perth Home Improvement & Renovation Professionals


[View Surry Hills, New South Wales, AU professionals >](#)

architect, ABC Contractor... near perth within 50 km sort by Best Match Search




 Swell Homes 0438 388 892
★★★★★ 15 Reviews
Perth, WA, 6163
We build for a laid back, beach lifestyle. Our main aim is good space, energy efficiency, and water conservation. [Read More >](#)



 Jodie Cooper Design 0411 695 495
★★★★★ 5 Reviews
Perth, WA, 6008
JCD offers a complete personalised service, creating innovative and stylish interiors for private residences, property developments, boutique bars & display homes. Working... [Read More >](#)



 Cambuild (08) 9383 7959
★★★★★ 7 Reviews
Perth, WA, 6017
Perth's Luxury Design & Build Specialist. As exclusive custom home builders in Perth, at Cambuild we don't focus on quantity – we only ever take on eight custom home projects... [Read More >](#)



Inc.

Products



Search Products, Photos, Pros & More...



- PHOTOS
- FIND PROS
- PRODUCTS**
- KITCHEN
- BATHROOM
- BEDROOM
- LIVING
- OUTDOOR
- DECOR
- STORIES
- ADVICE

Product Category ▾

- Kitchen
- Bathroom
- Bedroom
- Living
- Dining
- Outdoor
- Baby & Kids
- Home Office
- Storage & Organisation
- Exterior
- Lighting
- Home Decor
- Home Improvement
- Housekeeping

Style ▾

- Contemporary
- Eclectic
- Modern
- Traditional
- More Styles...

Country >

All Products

59,754 Home Products

Popular Today ▾



Page 1 of 140 >



Rug Republic



Darwin Sun Lounge



Cut Series



Marigold Flower rug



Simon Lounge Chair



A3 Stool

All Drive People To Your Profile Page

PHOTOS FIND PROS PRODUCTS KITCHEN BATHROOM BEDROOM LIVING OUTDOOR DECOR STORIES ADVICE

STEPS TO MAXIMISE YOUR HOUZZ PROFILE

Profile Strength

TIPS


- Tell people about what you do
- Show people who you are
- Showcase your work by uploading projects
- Ask for reviews
- Collaborate with clients

Your Profile Strength Why do this?

Level 2

Profile Strength Tips:

- Describe your business
- Upload a profile picture
- Upload 5+ photos of your work
- Get 3+ reviews
- Collaborate on 3 ideabooks with clients





Are your clients on Houzz? [Invite them now >](#)

Exercise

Let's log in to your profile

1. www.houzz.com.au
2. Sign In or Sign Up
 1. Username/email
 2. Password
3. Profile Strength

PROFILE BEST PRACTICES



Cambuild
PRO ★★★★★ 7 Reviews | Review me >

Like Tweet Share
Follow **Contact Me**
Preview User's Houzz ▶

Overview Projects Ideabooks Reviews Questions Activity

(08) 9383 7959 Website

245 Followers 5 Following



Perth's Luxury Design & Build Specialist.
As exclusive custom home builders in Perth, at Cambuild we don't focus on quantity – we only ever take on eight custom home projects per year. Instead, we concentrate on luxury and quality. The quality of our customer care. The quality of our workmanship and materials. And the quality of our bespoke single and two storey home plans and designs.
Services Provided
[Read More](#) v

- Design & Construction Firms
- Contact: Cam Wilkie
- Location: 1/5 Leeway Court, Osborne Park Perth, WA 6017
- Typical Job Costs: AUD \$695,000 - 3,000,000

4 Houzz Badges >



12 Projects >

City Beach
39 photos

George
44 photos





7 Reviews >

★★★★★
Review by Fraser's Carpentry Contracting:
Probably one of the best builders that we work for. Outstanding working atmosphere which filters down through to our workmanship and desire to do the upmost and more to make sure Cam and his team ...
[More](#) >

★★★★★
Review by Elements at Home:
Experienced and thoughtful when it comes to design. The sky is the limit and then some. You will get amazing ideas, design and trades. The 3 key items that make your home personal and outstanding.
[More](#) >

★★★★★
Review by Tim Davies Landscaping:
Over the past 15 years, we have worked with Cambuild on numerous projects throughout Perth. We have always found them to be a very professional and dedicated team and one that



Cambuild
PRO ★★★★★ 7 Reviews | Review me >

Follow Contact Me
Preview User's Houzz ▶

Like Tweet Share

Overview Projects Ideabooks Reviews Questions Activity (08) 9383 7959 Website

245 Followers 5 Following



Perth's Luxury Design & Build Specialist.

As exclusive custom home builders in Perth, at Cambuild we don't focus on quantity – we only ever take on eight custom home projects per year. Instead, we concentrate on luxury and quality. The quality of our customer care. The quality of our workmanship and materials. And the quality of our bespoke single and two storey home plans and designs.

Services Provided
[Read More](#) v

- Design & Construction Firms
- Contact: Cam Wilkie
- Location: 1/5 Leeway Court, Osborne Park Perth, WA 6017
- Typical Job Costs: AUD \$695,000 - 3,000,000

4 Houzz Badges >



12 Projects >

City Beach
39 photos

George
44 photos



7 Reviews >

★★★★★
Review by Fraser's Carpentry Contracting:
Probably one of the best builders that we work for. Outstanding working atmosphere which filters down through to our workmanship and desire to do the upmost and more to make sure Cam and his team ...
[More](#) >

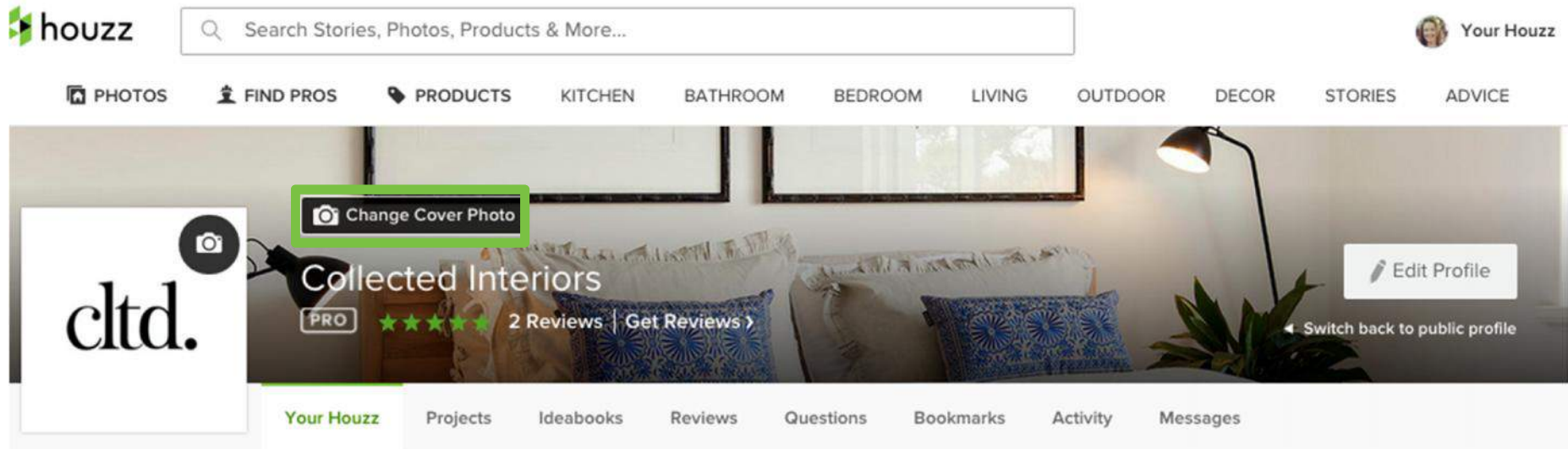
★★★★★
Review by Elements at Home:
Experienced and thoughtful when it comes to design. The sky is the limit and then some. You will get amazing ideas, design and trades. The 3 key items that make your home personal and outstanding.
[More](#) >

★★★★★
Review by Tim Davies Landscaping:
Over the past 15 years, we have worked with Cambuild on numerous projects throughout Perth. We have always found them to be a very professional and dedicated team and one that

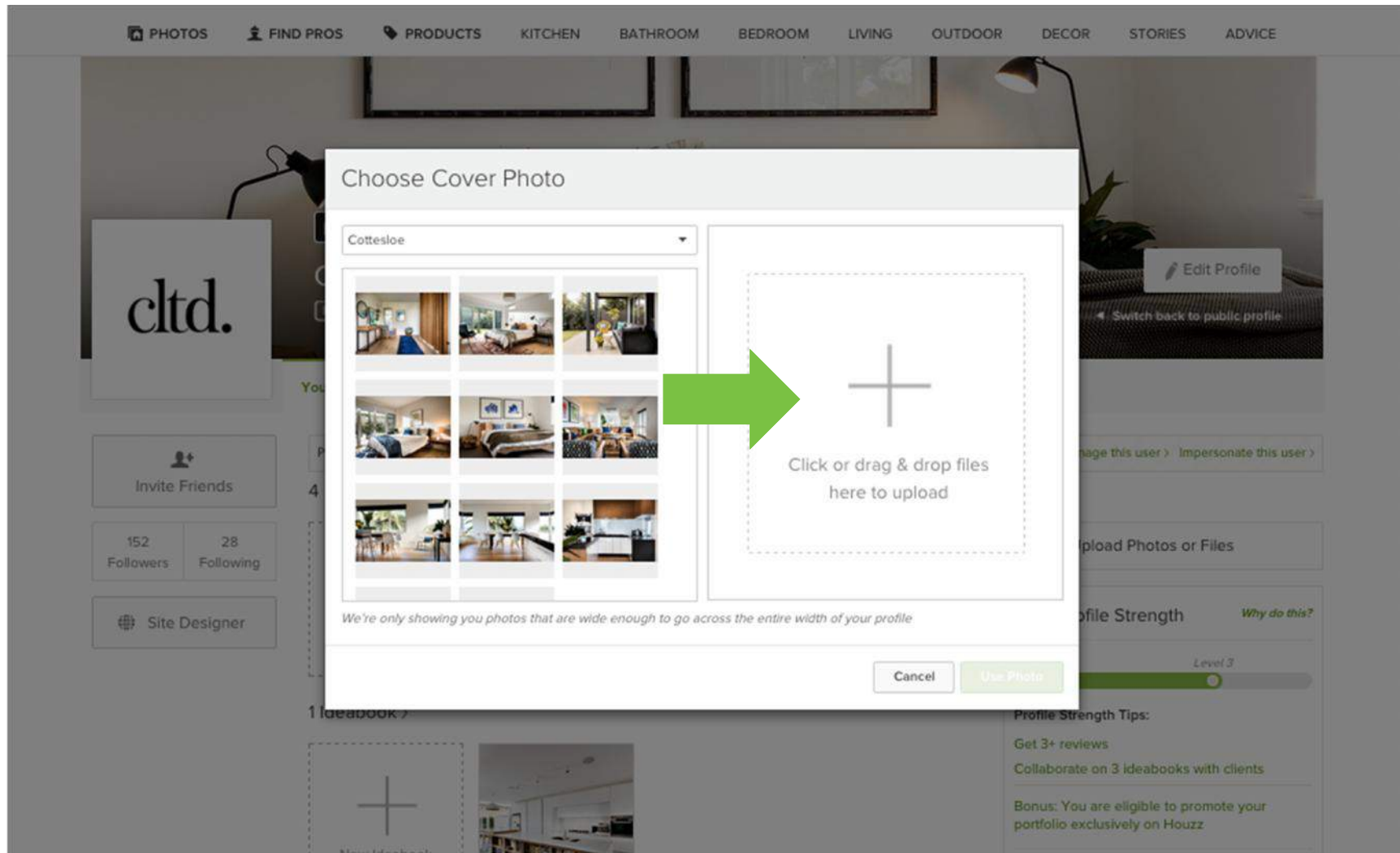
Cover Photo

Change your cover photo to reflect your work or choose a Houzz generated image

- Your Houzz
- Change Cover Photo



Cover Photo



Include An Image Of Yourself Or A Logo



Twinkle and Whistle

PRO ★★★★★ 11 Reviews | Review me >

Overview Projects Ideabooks Reviews


216 Followers 18 Following

Accessible and inspiring design solutions for real, lived-in f

At Twinkle and Whistle, we create inspiring and life-friendly "spark" between our clients and their spaces. With a warm open communication, we provide, online or on site, realisti and budget, and maximise the potential of their homes.

Services Provided

[Read More](#) v



Cultivart Landscape Design

PRO ★★★★★ 6 Reviews | Review me >

Overview Projects Ideabooks Reviews

420 Followers 0 Following

Cultivart Landscape Design is a boutique design business urban courtyards to large formal estates. Janine Mendel is is called Urban Sanctuary 'designing small gardens' (hardi

Services Provided

landscape design, public speaking

Areas Served

[Read More](#) v

Exercise

Cover Photo/Logo

1. Change cover photo
2. Upload logo or image

Followers/Following



Twinkle and Whistle
PRO ★★★★★ 11 Reviews | [Review me >](#)

[Overview](#) [Projects](#) [Ideabooks](#) [Reviews](#)

216 Followers	18 Following
------------------	-----------------




Accessible and inspiring design solutions for real, lived-in f

At Twinkle and Whistle, we create inspiring and life-friendly "spark" between our clients and their spaces. With a warm open communication, we provide, online or on site, realisti and budget, and maximise the potential of their homes.

Services Provided

[Read More](#) ▾



Cultivart Landscape Design
PRO ★★★★★ 6 Reviews | [Review me >](#)

[Overview](#) [Projects](#) [Ideabooks](#) [Reviews](#)

420 Followers	0 Following
------------------	----------------

Cultivart Landscape Design is a boutique design business urban courtyards to large formal estates. Janine Mendel is is called Urban Sanctuary 'designing small gardens' (hardi

Services Provided

landscape design, public speaking

Areas Served

[Read More](#) ▾

Find A Pro



Search Pros, Photos, Products & More...



Your Houzz

PHOTOS

FIND PROS

PRODUCTS

KITCHEN

BATHROOM

BEDROOM

LIVING

OUTDOOR

DECOR

STORIES

ADVICE

Filter by Type ▾

All Professionals

Architects

Building Designers

Home Builders

Interior Designers & Decorators

Design & Construction

Kitchen Designers & Renovators

Bathroom Designers & Renovators

Landscape Architects & Landscape Designers

Organisations & Schools

Renovation Services & Supplies ▾

Building Supplies

Carpenters

Joinery & Cabinet Makers

Landscape Contractors & Gardeners

Painting & Wallpaper

Renderers & Plasterers

Cleaning, Rubbish Removal & Removalist Services

Tile, Stone & Benchtops

Staircases & Balustrades

Stone, Pavers & Concrete

Home Storage Designers & Professional Organisers

Gardens & Outdoors ▾

Arborists & Tree Services

All Professionals / Australia | Queensland | Gold Coast | clear all

1,480 Gold Coast Home Improvement & Renovation Professionals

architect, ABC Contractor...

near

Gold Coast, Quee

within

50 km

sort by

Best Match

Search



Coastech Constructions

1300 797 080

★★★★★ 9 Reviews

Boardbeach, QLD, 4218

It is important to ensure that your investment is secure with a builder who closely manages all aspects of your project. This is what makes Coastech Constructions rise above other... [Read More >](#)



Buywood Furniture

(07) 3352 3485

★★★★★ 4 Reviews

40 years of Experience in hand-crafting High Quality Furniture

Our extensive experience in creating the high quality & unique timber furniture means you will always be provided with expert advice & assistance to take your ideas from sketches to reality.

[See my projects >](#)

Sponsored



Tamara Armstrong

0411 502 313

★★★★★ 7 Reviews

Gold Coast Hinterland, QLD, 4271

Houzz Australia Contributor. I am an Australian Visual Artist and Lifestyle Photographer based in the beautiful surrounds of the Gold Coast hinterland in sunny Queensland. Known... [Read More >](#)

Exercise

Follow

1. Follow 5 professionals
2. Start by following your buddy's profile page
3. Take a few minutes to follow at least 5 professionals

COMPLETE DIRECTORY

Fill In All Details For Optimal Search Results

ANNA CARIN Design
PRO 6 Reviews | Review me >

Following Contact Me

Preview User's Houzz ▶

Overview Projects Ideabooks Reviews Questions Activity

(02) 8065 3099 Website

338 Followers 4 Following

f in

ANNA CARIN design is a full-fledged interior design practice with a broad client list covering many fields including private homes and apartments, residential developments, retail, corporate and hospitality projects in both Scandinavia and Australia. Swedish born Principal Designer Anna-Carin McNamara with a Master of Arts degree from the Royal College of Art in London has worked as in-house designer for prominent interior house Svenskt Tenn in Stockholm and as Senior Designer with Rupert Gardner Design, also in Stockholm. Based in Sydney's Paddington the multi disciplinary studio is shared with Architects and Graphic Designers providing clients with extensive service and expertise. Our aim is - through passionate involvement - to find stylish and functional solutions where each challenge is seen as an opportunity for innovation and the end result brings people together and spaces that lasts.

Services Provided
Residential, Commercial, Retail and Hospitality Design

Areas Served
Sydney Australia
Melbourne Australia
Scandinavia

Certifications and Awards
Member Design Institute Australia (DIA)
Less ^

3 Houzz Badges >

Best of houzz 2015 DESIGN
Best of houzz 2015 SERVICE
Best of houzz 2014 DESIGN

1 Affiliation >

5 Projects >

Woollahra Cottage
13 photos

the FORSA Rug collection by ANNA CARIN f...
6 photos

6 Reviews >

★★★★★
Review by linda1_r:
Anna-Carin came highly recommended to me by a friend in the Design Industry. I engaged Anna-Carin's services during the renovating of our 5 bedroom semi in Bronte. I was extremely happy with the stan...
More >

★★★★★
Review by winter1313:
Highly recommend Anna Carin designs efficient quality and out standing taste and delivers on time genuine design and a specific Scandinavian flair

Complete The Directory Information

The screenshot shows a Houzz profile for 'Moda Interiors'. The profile header includes a cover photo of a dining room with white chairs, a 'Change Cover Photo' button, the name 'Moda Interiors', a 'PRG' badge, a 5-star rating, '21 Reviews | Get Reviews >', and an 'Edit Profile' button. Below the header is a navigation bar with 'Your Houzz' (highlighted) and links for Projects, Ideabooks, Reviews, Questions, Bookmarks, Activity, and Messages. The profile details section shows 'Pro id: 370819, User id: 11967009 | 12 featured photos, 462 photos' and links for 'Manage this user >' and 'Impersonate this user >'. The '19 Projects >' section features a 'New Project' button and three featured projects: 'BATHROOMS', 'BEDROOMS', and 'KITCHENS by Moda Inte...'. The '1 Ideabook >' section has a 'New Ideabook' button and a featured ideabook titled 'Interior Design Tips'. The 'Your Updates' section is partially visible. On the left sidebar, there are buttons for 'Invite Friends', '283 Followers' and '769 Following', and 'Site Designer'. On the right sidebar, there is an 'Upload Photos or Files' button, a 'Your Profile Strength' section showing 'Level 4' with a progress bar, 'Profile Strength Tips' (e.g., 'Collaborate on 3 ideabooks with clients'), and a section asking 'Are your clients on Houzz? Invite them now >' with a diagram of a client relationship.

Account Information

Public Business Information

Professional/Firm Name *

Moda Interiors

Category *

Interior Designers & Decorators ▼

Website

http://www.modainteriors.com.au

First name (publicly displayed)

Kate

Last name (publicly displayed)

Barakovska

License Number

Business Description

At Moda Interiors we do selections and specifications for Pre-Construction, Post Construction and Renovations.
Let us tell you about how we'll make the process stress-free and simple for you at a FREE INITIAL CONSULTATION at our Moda Interiors offices, where we can begin translating your ideas for your future dream home into action.

Services Provided

Interior Design selections and specifications Pre-Construction, Post Construction and

Account Information – Add Affiliation

Business Description

Services Provided

Areas Served

Certification and Awards

Affiliations



Building Designers Association of Queensland

Remove

Add

Typical Job Cost

Cost Range

AUD From – To

Cost Details (optional)

Affiliation Badge

SPASA VICTORIA
SWIMMING POOL & SPA ASSOCIATION

Swimming Pool & Spa Association of Victoria

Following [Contact Me](#) [Preview User's Houzz](#)

[PRO](#) | [Review me >](#)

[Overview](#) [Projects](#) [Ideabooks](#) [Reviews](#) [Questions](#) [Activity](#) [\(03\) 9501 2040](#) [Website](#)

15 Followers 26 Following

Established in 1961, the Swimming Pool & Spa Association of Victoria is the peak body of the pool and spa industry.

Its mission is to represent both SPASA members and the broader swimming pool and spa industry to the general public, government and relevant statutory bodies. The Association strives to enhance its profile as a means of promoting the significant health and social value of pool and spa use.

Our core goals are to ensure the viability of our members' businesses and to promote the highest levels of professionalism, ethical behaviour and standards within the industry.

[Read More >](#)

[Organisations & Schools](#)
[Location: Notting Hill, VIC 3168](#)

3 Members >

[Add as Affiliation](#)

2 Projects >

Recent Activity >

- [Swimming Pool & Spa Association of Victoria is following Award Pools and Spas](#)
1 March 2016

2015 SPASA Victoria Awards of Excellence ...
19 photos

All Photos
19 photos

Credibility & Exposure

Apex Landscapes & Pools
PRO ★★★★★ 1 Review | Review me >

Follow Contact Me
Preview User's Houzz ▶

Overview Projects Reviews Questions Activity

(03) 9772 8617 Website

299 Followers

The philosophy of Apex Landscapes & Pools is one of simplicity; our emphasis is to provide you with an enjoyable landscaping experience. We love landscaping, you should too!

Founded in 2006, our mission has been to produce the highest quality projects, combining the finest materials and craftsmanship with a level of customer care that is unmatched by our competitors.

There are hundreds of different landscaping services available in Melbourne; we tailor our services to suit your needs. Your project will be managed from stage one right through to completion! Our support team will be on hand daily to guide you through our unique building process and to ensure that your

[Read More](#) v

Multi-award Winning Melbourne Landscape & Pool Designers

- Landscape Architects & Landscape Designers
- Location: PO Box 299 Melbourne, VIC 3196
- Typical Job Costs: AUD \$10,000 - 1,000,000

4 Houzz Badges >

- Best of houzz 2016 DESIGN
- Best of houzz 2015 DESIGN
- ★
- houzz

2 Affiliations >

- LANDSCAPING
- SIRASA

11 Projects >

Ferntree Gully Project
10 photos

Patterson Lakes Project
6 photos

1 Review >

★★★★★
Review by marknav:
I am the Director of a landscape products company which has been operating for close to 15 years. Our company services leading designers and award winning landscapers, our product being utilised in s...
[More](#) >

76 Comments >

Commented: *dimensions? Pool is approximately 8x4m with step area and water bowl feature area each being approximately 1.5x1.5m*



Exercise

Complete Directory

1. Complete Business Description
2. Edit Profile
3. Public Business Information
 - Professional/Firm Name
 - Website
 - Business Description
 - Services Provided
 - Areas served
 - Certifications/Awards
 - Any affiliations that we have on the site can be included

UPLOAD PHOTOS

Upload Photos

The screenshot displays the profile page for Andrew T Boyne Architect on Houzz. The header features a cover photo of a modern building with a glass extension, a profile picture of the architect, and a 'Change Cover Photo' button. The name 'Andrew T Boyne Architect' is prominently displayed, along with a 'PRO' badge, a 4-star rating, and '2 Reviews | Get Reviews >'. An 'Edit Profile' button and a 'Switch back to public profile' link are also visible.

Navigation tabs include 'Your Houzz', 'Projects', 'Ideabooks', 'Reviews', 'Questions', 'Bookmarks', 'Activity', and 'Messages'. Below the navigation, a box contains the user ID 'Pro id: 342589, User id: 10715683 | 1 featured photos, 24 photos' and links for 'Manage this user >' and 'Impersonate this user >'. The '5 Projects >' section shows a 'New Project' button and three project thumbnails: 'Augusta Beach House', 'Nedlands Kitchen', and 'Augusta Shed Restoration'. The '7 Ideabooks >' section shows a 'New Ideabook' button and three ideabook thumbnails: 'Understanding Fiat Roo...', 'All You Need to Know A...', and 'How to Choose the Rig...'. The 'Your Updates' section is partially visible at the bottom.

On the left sidebar, there are buttons for 'Invite Friends', '66 Followers', '32 Following', and 'Site Designer'. On the right, there is an 'Upload Photos or Files' button and a 'Your Profile Strength' section showing 'Level 3' with a progress bar and tips to 'Get 3+ reviews' and 'Get nominated for Best of Houzz Customer Service 2016! Request reviews now >'.

Upload Photos

The screenshot displays the profile page for Andrew T Boyne Architect on Houzz. The header features a profile picture, a 'Change Cover Photo' button, the name 'Andrew T Boyne Architect', a 'PRO' badge, a 4-star rating, '2 Reviews', and a 'Get Reviews' link. A navigation bar includes 'Your Houzz', 'Projects', 'Ideabooks', 'Reviews', 'Questions', 'Bookmarks', 'Activity', and 'Messages'. On the left, there are buttons for 'Invite Friends', '66 Followers', '32 Following', and 'Site Designer'. The main content area shows '5 Projects' with a 'New Project' button and three project thumbnails: 'Augusta Beach House', 'Nedlands Kitchen', and 'Augusta Shed Restoration'. Below this is '7 Ideabooks' with a 'New Ideabook' button and three ideabook thumbnails: 'Understanding Fiat Roo...', 'All You Need to Know A...', and 'How to Choose the Rig...'. A 'Your Updates' section is partially visible at the bottom. On the right, a 'Manage this user' and 'Impersonate this user' bar is present. A prominent green-bordered box highlights the 'Upload Photos or Files' button. Below it, the 'Your Profile Strength' section shows 'Level 3' and provides tips to 'Get 3+ reviews' and 'Get nominated for Best of Houzz Customer Service 2016! Request reviews now'.

Upload Photos to a Project

A Project is a collection of photos of your own work or products. Projects are usually best organised by client, job site, or product line.

Select Project *

Create a new project

New Project Name *

Category

- Spaces Products Drawings Before Photos Other Video
 Canvas Sketches

Project Year

Year

Project Cost

Select cost range

Country

Australia

Postcode

Styles

What is the style of this space/product?

Link to Website

http://

Keywords (separated by comma)

Characters Left: 300

Photo Credit

e.g. Photographer's name

Select Photos *



Drop photos here or click to upload

Upload

Photo Guidelines

Photos that do not meet these guidelines will be removed.



Do's

- Photos of residential spaces
- Large Photos (1500 pixels wide or more)
- JPEG, GIF, PNG, or 1-Page TIFF file formats
- Good Quality Photos




Don'ts

- Photos of commercial or office spaces
- Small Photos
- PDF, Multi-Page TIFF, or EPS file formats
- Photos with watermarks or logos

Photo Quality

- Professionally photographed
- Include detail shots
- Before shots properly categorised
- New projects as you have them completed

DO UPLOAD	DON'T UPLOAD
Photos of residential spaces	Photos of commercial or office spaces
Large Photos (1500 pixels wide or more)	Small Photos
JPEG, GIF, PNG, or 1-Page TIFF file formats	PDF, Multi-Page TIFF, or EPS file formats
Good Quality Photos	Photos with watermarks or logos
Photos that do not meet these guidelines will be removed.	



Edit

Add Image Tag

+ Save

Email

Embed

f

t

3

Keywords



houzz

Title
Keywords

Category
Living Room

Style
Contemporary

Country
Australia

Metro
Melbourne

Author Id
3405214 - tas55

Owner Id
3405214

3405214 is tas55

Link to Web Site
http://www.breathe.com.au

Keywords (separated by comma)

- antique rhino statue x
- black steel x
- black switch x
- colour x
- downlights x
- extra large sliding doors x
- floating console shelf x
- floating media console x
- geometric coffee table x
- geometric rug x
- gray sofa x
- hippo x
- polished concrete floor x
- rolling door x
- steel bracing x
- Steel Framing x
- sustainable design x
- swivel facade x
- timber x
- wood sculpture x
- wood slats x
- wooden hippo x
- yellow blanket x
- yellow throw x

Keywords Left: 0 Characters Left: -30

Description & Photo Credits


A black steel and sugar gum screen filters light on to the black data lines of the polished concrete ground floor beyond.

Photographer: Andrew Wilkie

Replace Image Un-Feature Copy Paste

Close Next >

Category



The image shows a modern living room with a grey sofa, a coffee table, and a large window with a black steel screen. A wooden hippo sculpture is on the floor. The room features wood-paneled walls and a polished concrete floor.

Category

Stonewood

Spaces categories:

Statement	Hall	Living Room
Bathroom	Home Bar	Library
Bedroom	Home Gym	Office
Closet	Home Office	Pool
Deck	Home Theater	Porch
Dining Room	Kids	Powder Room
Entry	Kitchens	Staircase
Exterior	Landscapes	Sunroom
Family Room	Laundry Room	Wine Cellar
Garage and Shed		

Switch to another category group: Products, Drawings, Other, Before Photos

Author Id
3405214 - tau55

Owner Id
3405214

3405214 is tau55

Link to Web Site
<http://www.breathe.com.au>

Keywords (separated by comma)

- antique film station x
- black steel x
- black switch x
- rocker x
- shelving x
- extra large sliding doors x
- floating console shelf x
- floating media console x
- geometric coffee table x
- geometric rug x
- gray sofa x
- hippo x
- polished concrete floor x
- rolling door x
- steel bracing x
- Steel Finning x
- sustainable design x
- panel facade x
- timber x
- wood sculpture x
- wood slats x
- wooden hippo x
- plum blanket x
- yellow throw x

Keywords Left: 6 Characters Left: -38

Description & Photo Credits


A black steel and sugar gum screen filters light on to the black data lines of the polished concrete ground floor beyond.

Photographer: Andrew Wuttke

Budget (€)

Size

Category Facets



houzz

yellow blanket yellow throw

Keywords Left: 6 Characters Left: -38

Description & Photo Credits

A black steel and sugar gum screen filters light on to the black data lines of the polished concrete ground floor beyond.

Photographer: Andrew Wuttke

Budget ?

Size

Type ?

Open

Specialty ?

TV ?

Wall-mounted

Wall Colour

White

Floor ?

Concrete

Fireplace ?

Fireplace Surround ?

Copy Paste < Previous Close Next >

Photographer Network

Get professional photographs of your work today!

Introducing the Houzz Photographer Network, a great way to get professional photographs of your work! The Photographer Network is made up of professional photographers on Houzz who are offering a **special package to first-time clients**.

Packages are set at 3 different price points: \$250, \$500, or \$1000. Each package includes 8 daylight photos of your work with the rights to use the photos on your Houzz profile and personal website.

To find a participating photographer near you, select your state from the list below and hit submit. Then you will see a list of participating photographers and their price points. Simply click on their Houzz profiles in order to get in touch.

Be sure to check back if your state is not listed or if there aren't any photographers in your local area as we are constantly adding to our network!

Select your state to find a
photographer:



State: 

This field is required.



*"I have worked with **Dani** for photographing my interior styling projects. I find her a pleasure to work with, thoroughly professional, & her creative & artistic shots are the perfect marketing tool for my small business." - Kylie, **K.S.I.D***

Editorial Uses Keywords To Find Photos



6 Australian Homes That Show Some Spine

Photo 1 of 12

1. Fine framework

Cross-Stitch House, Melbourne

This house, in the inner city of Melbourne, Victoria, has an amazing extension, which features the construction's exposed framework. It was designed by [FMD Architects](#) and called Cross-Stitch House for the way the structural elements blended, or were 'stitched' together, with the older part of a single-storey terrace.

Sited on a small 5m-wide block, the new open-plan extension takes advantage of the length of the outdoor space by adding extra framework 'spines' along one of the boundary fences, creating a sense of unravelling.

Drag & Drop To Reorder Photos

The screenshot displays the Houzz project management interface. At the top, there is a search bar with the text "Search Users, Photos, Pros & More...". To the right of the search bar is the user's profile, "Your Houzz". Below the search bar, there are several action buttons: "Done", "Move Photos to ...", "Remove Photos", "Delete this Project", and "View: S M".

The main content area is divided into two sections. On the left, there is a form for project details. The "Project Name" field contains "Old meets New" and has a character count "Characters Left: 87". Below it is a "Description" text area. At the bottom of this section is a "Credits" field with an "Add" button. A note below the credits field reads: "Enter the name of Houzz profile URL or other Pros who worked on this project. Enter email address to invite Pros not already on Houzz."

On the right side of the form, there is a "Project Cover Photo" section showing a preview of a photo. Below it is a "12 photos" indicator with a small square icon.

The central part of the interface is a grid of photo thumbnails. Each thumbnail has a small square icon in the top right corner. The middle thumbnail in the first row is highlighted with a green border. Below this highlighted thumbnail, there are three icons: a circular arrow, a square with a circular arrow, and an "Edit" button with a pencil icon. Each thumbnail has a caption below it that reads "Paddington Terrace - Old meets New".


Exercise

Upload Photos

1. Upload Photos
2. Keyword Photos – fill in all drop downs

COLLABORATE USING IDEABOOKS

Ideabooks



AUSampleProfile
PRO ★★★★★ 2 Reviews | Review me >

Follow Contact Me

Overview Projects **Ideabooks** Reviews Questions Activity


123456789 Website

Ideabooks ▾


- All Ideabooks
- Bathroom Ideas
- Bathrooms
- Bedrooms
- Cultural Inspiration for house
- Hallways
- Kitchens
- Living Rooms
- Outdoor Spaces
- Products
- Simple Comfort
- Spaces

12 Ideabooks


Bathroom Ideas
8 Photos




Spaces
7 Photos



Hallways
1 Photo



Saving Photos to Ideabooks



Search Photos, Products, Pros & More...

Your Houzz

- PHOTOS
- FIND PROS
- PRODUCTS
- KITCHEN
- BATHROOM
- BEDROOM
- LIVING
- OUTDOOR
- DECOR
- STORIES
- ADVICE

Room

- Kitchen
- Bathroom
- Bedroom
- Living
- Dining
- Outdoor
- Kids Room
- Home Office
- Storage & Wardrobe
- Exterior
- More Rooms...

Style

- Contemporary
- Eclectic
- Modern
- Traditional
- More Styles...

Location

Melbourne

Budget

- \$ (290)
- \$\$ (1,006)
- \$\$\$ (1,984)
- \$\$\$\$ (866)

Size

- Compact (1,041)
- Medium (3,188)
- Large (2,307)

All Rooms Melbourne [x]

38,184 Melbourne Home Design Photos

All Time Popular

1 - 8 of 38,184 photos



+ Save Email

MR.MITCHELL
Brighton Home

Ideabooks 140K Questions 7

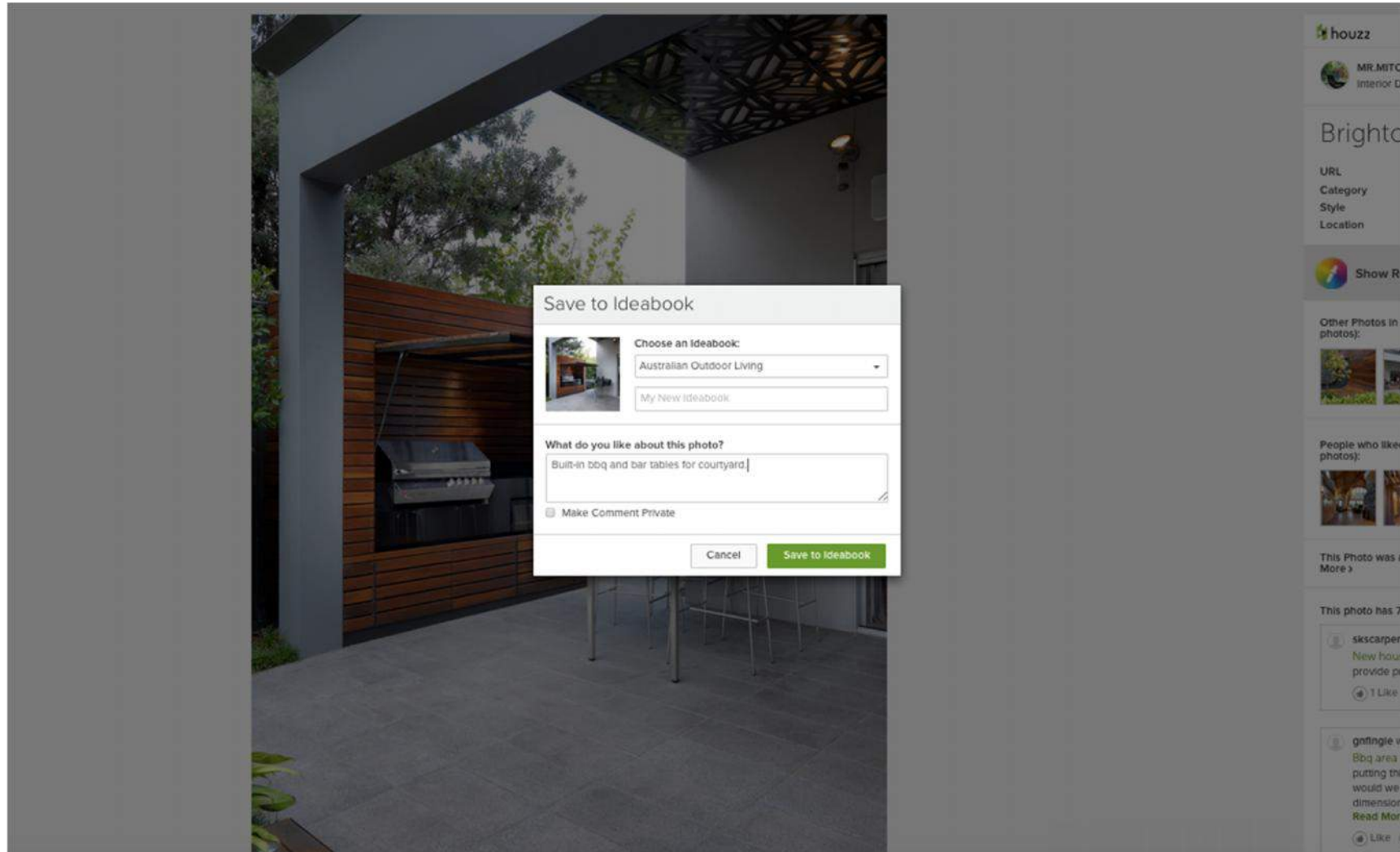
Photo of a contemporary patio in Melbourne with an outdoor kitchen.
— Houzz

Cool BBQ idea against side wall — cruelle

f t s p Edit Embed Email



Add Notes to Photo



[Back to AUSampleProfile's Ideabooks](#)

Bathroom Ideas



[+](#) Add or Edit Collaborators



Enter ideabook notes here




what do you think of this shower?



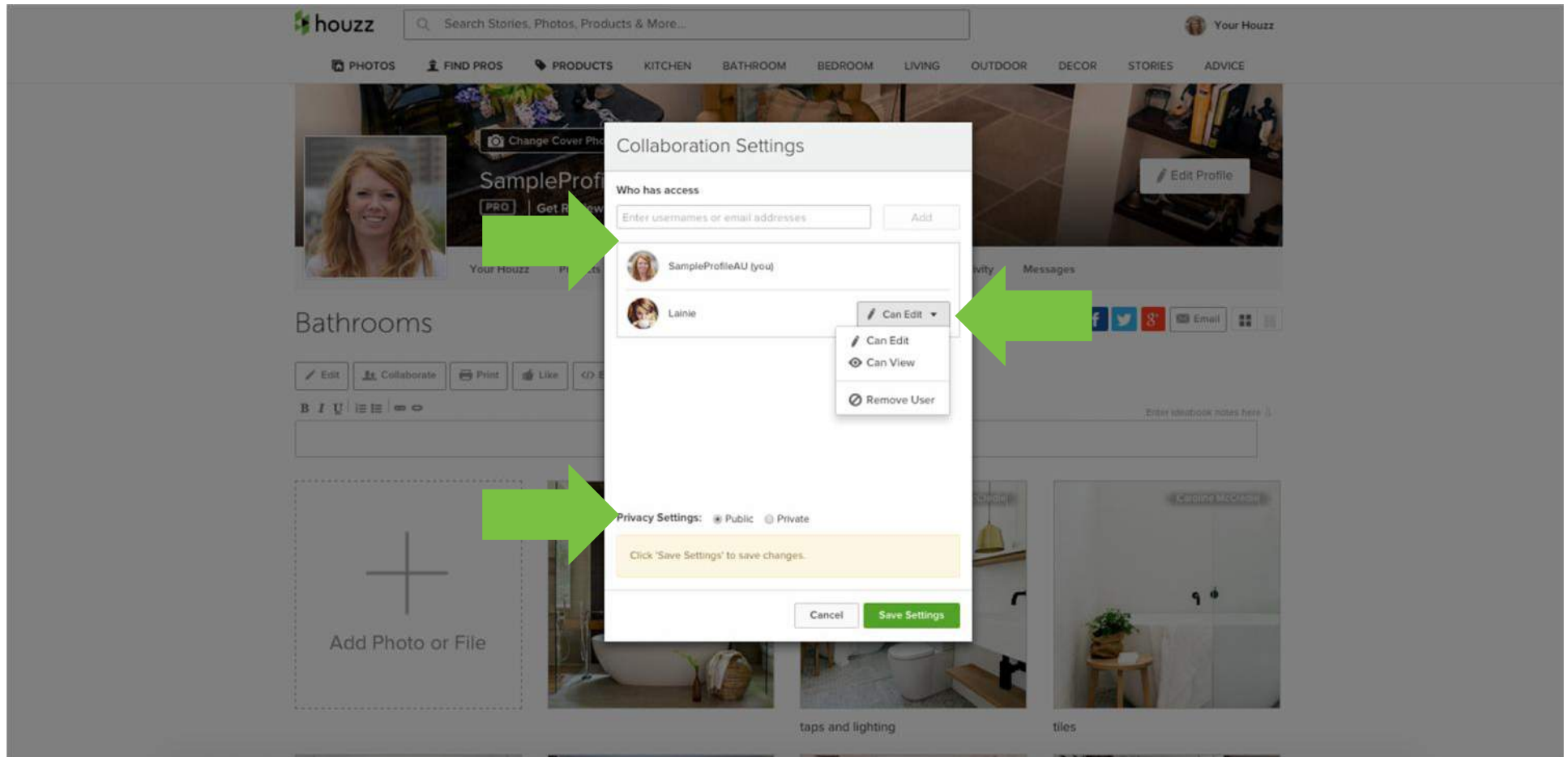
feature wall?



what do you think of the mirror?



Share Ideas



The screenshot shows the Houzz website interface with a 'Collaboration Settings' dialog box open. The dialog box is titled 'Collaboration Settings' and has a 'Who has access' section. It contains a search bar for 'Enter usernames or email addresses' and an 'Add' button. Below this, two users are listed: 'SampleProfileAU (you)' and 'Lainie'. A dropdown menu is open for 'Lainie', showing options: 'Can Edit', 'Can View', and 'Remove User'. At the bottom of the dialog, there are 'Privacy Settings' for 'Public' (selected) and 'Private', and a 'Save Settings' button. A yellow banner at the bottom of the dialog says 'Click "Save Settings" to save changes.' The background shows a user profile for 'SampleProfileAU' and a gallery of bathroom photos.

Privacy

The screenshot shows a Houzz user profile for 'SampleProfileAU'. The profile header includes a search bar, navigation tabs (PHOTOS, FIND PROS, PRODUCTS, KITCHEN, BATHROOM, BEDROOM, LIVING, OUTDOOR, DECOR, STORIES, ADVICE), and a user profile picture with a 'Change Cover Photo' button. Below the header is a grid of 9 ideabooks. The first ideabook is a 'New Ideabook' placeholder. The second ideabook in the second row is titled 'Bathrooms' and has 9 photos, with a green arrow pointing to it. Other ideabooks include 'Gardens/Outdoors' (11 photos) and a 'Living Rooms' ideabook. The page also features a sidebar with 'Ideabooks' categories and a footer with the Houzz logo and copyright information.

Notes


Gardens/Outdoors



Enter ideabook notes here ↓



climbers and creepers provide beautiful natural shade



I'd like a water feature perhaps not this structure




natural shade



colour and flower. outdoor feature



I love this style does it reflect the brief?



balcony furniture particularly the chairs



combination of pieces for outdoor furniture and pots



Exercise

Create an Ideabook

1. Create an ideabook with 3 photos – aim for 10+ photos!
2. Share with your buddy, client or colleague

REQUESTING REVIEWS

Request Reviews

The screenshot shows the Houzz website interface. At the top, there is a search bar and navigation links for PHOTOS, FIND PROS, PRODUCTS, KITCHEN, BATHROOM, BEDROOM, LIVING, OUTDOOR, DECOR, STORIES, and ADVICE. The main content area features a profile for 'Cambuild', which is highlighted with a green box. The profile includes a 'Change Cover Photo' button, the name 'Cambuild', a 'PRO' badge, a 5-star rating, '7 Reviews', and a 'Get Reviews' button. Below the profile, there is a section titled '7 Reviews for Cambuild' with a 'Get Reviews' button. The first review is from 'Fraser's Carpentry Contracting', a PRO member, with a 5-star rating. The review text describes a positive experience with the builder, mentioning their workmanship and customer service. The second review is from 'Elements at Home', also a PRO member, with a 5-star rating. The review text is partially visible, mentioning a relationship as a colleague and a project date of August 2014.

houzz Search Pros, Photos, Products & More... Your Houzz

PHOTOS FIND PROS PRODUCTS KITCHEN BATHROOM BEDROOM LIVING OUTDOOR DECOR STORIES ADVICE

Change Cover Photo

Cambuild PRO ★★★★★ 7 Reviews | Get Reviews >

Edit Profile

Your Houzz Projects Ideabooks **Reviews** Questions Bookmarks Activity Messages

Reviews

Reviews About Pro
Get Reviews
Past Review Requests

7 Reviews for Cambuild

Get Reviews

Fraser's Carpentry Contracting PRO ★★★★★

Relationship: Colleague
Project Date: April 2014
Project Price: \$50,000-\$100,000

Probably one of the best builders that we work for.

Outstanding working atmosphere which filters down through to our workmanship and desire to do the upmost and more to make sure Cam and his team get exactly what they want.

They have a remarkable on & off-site team that always delivers in making sure everything runs smoothly.

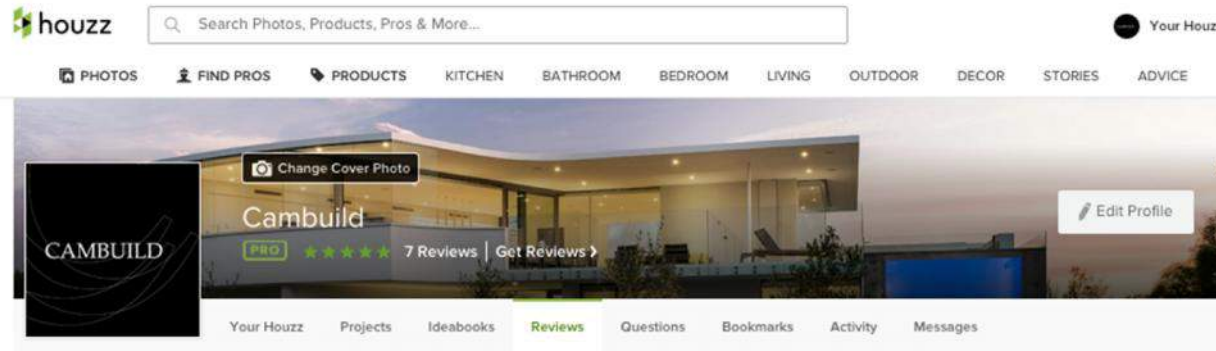
Read More

Like 28 March 2015 Last modified: 28 March 2015

Elements at Home PRO ★★★★★

Relationship: Colleague
Project Date: August 2014

Request Reviews



- Reviews
- Reviews About Pro
- Get Reviews
- Past Review Requests

Get Reviews

Send an email to your clients and ask for reviews:

[Select clients from your Gmail contacts >](#)

To: (Enter MAX 15 client email addresses, separated by commas)

Message: (Customise the message that will be sent to your clients)

As a home improvement professional, my business relies on recommendations from my clients. I would appreciate it if you would write a brief review for me on Houzz.com, the largest and most influential directory of renovation and design professionals.

Save as default message

Why do I need reviews?
More and more, customers are relying on online reviews to find and select home improvement professionals. By having reviews, you increase your visibility on Houzz and your exposure to potential new clients.

Who should I ask for a review?
Clients and colleagues who love your work.

What happens after I ask for a review?
An email is sent to the clients you select, including a link to write a review on Houzz. After the review is written, it is submitted to the Houzz team. Once approved, you will be notified via email and the review will be visible on your profile.

What makes a great review?
Details are key. Ask your reviewers to include photos of construction and the finished space, and to comment specifically on your contributions.

Past review requests you sent >

Respond to Negative & Positive

The screenshot shows the Houzz profile for Harrison's Landscaping. The profile includes a search bar, navigation tabs (PHOTOS, FIND PROS, PRODUCTS, KITCHEN, BATHROOM, BEDROOM, LIVING, OUTDOOR, DECOR, STORIES, ADVICE), and a profile picture of a man in a red plaid shirt. The profile name is "Harrison's Landscaping" with a "PRO" badge, 8 reviews, and a "Review me" link. Below the profile name are tabs for Overview, Projects, Ideabooks, Reviews, Questions, and Activity. A phone number (02) 9986 3112 and a Website link are also visible.

Reviews

8 Reviews for Harrison's Landscaping [Review Me](#)

scrivman (Active)
★★★★★
Relationship: Client
Project Date: February 2015
Project Price: \$1,000-\$9,999

Speedy delivery of landscape plans for council by guys who know their stuff. Payment terms require full payment before your plans are approved, causing you as the customer to wear all the risk. Suggestion of a small amount paid after approval will be met with a repetition of their payment terms with no understanding for the risk that you carry.

Like 1 April 2015 Last modified: 13 April 2015

Comment from Harrison's Landscaping

Hi scrivman (Alex), thanks for your review. Our payment terms are outlined clearly in our initial fee proposal. I know for a fact that our terms are the same as most reputable landscape design companies. As we've said to you previously, we are more than happy to make any changes required down the track, however we can't just wait and leave an outstanding amount until you decide to lodge with council. We did offer to lodge them for you, but you said we were too expensive. You are the first and only customer in 10 years to have an issue with these terms. Once again, we are happy to make any changes if required down the track.

13 April 2015

gbuhot (Active)
★★★★★
Relationship: Client
Project Date: August 2014
Project Price: more than \$100,000

Josh and his team at Harrison's Landscaping have done a fantastic job to build our new pool, pave and landscape our garden. They were extremely helpful and knowledgeable and were able to recommend a range of design options and materials for us to consider for our project.... Thanks again Harrison's, we are thrilled with our new entertaining area.

Like 2 December 2014


Link Design Group Pty (Active)

Exercise

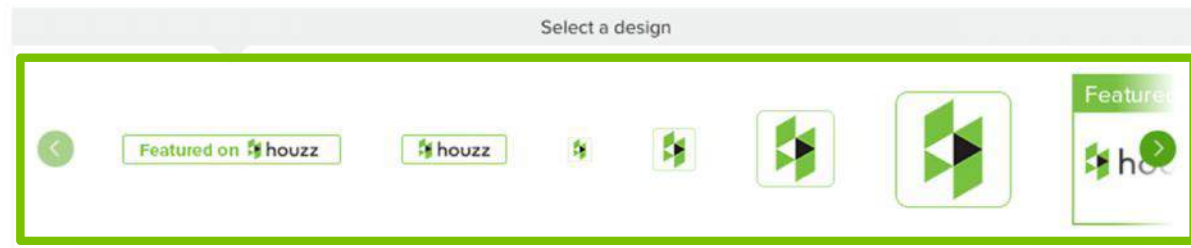
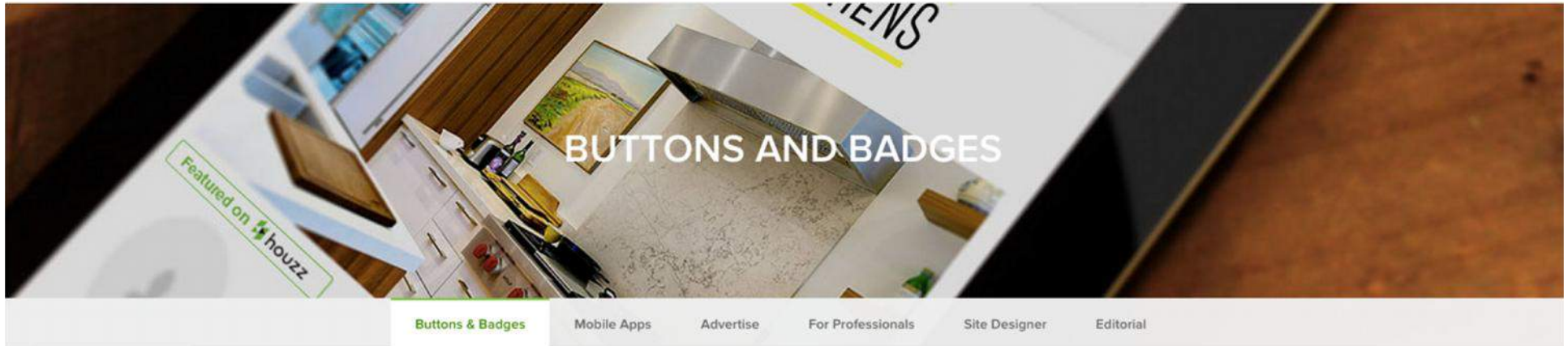
Reviews

1. Write and request a review

Badges



- PHOTOS
- FIND PROS
- PRODUCTS
- KITCHEN
- BATHROOM
- BEDROOM
- LIVING
- OUTDOOR
- DECOR
- STORIES
- ADVICE



Copy the code below and paste it into your blog or website

```
<table style="width: 181px;" cellpadding="0" cellspacing="0"><tr><td><a href="http://www.houzz.com.au/user/victoria-kovacs62"></a></td></tr></table>
```



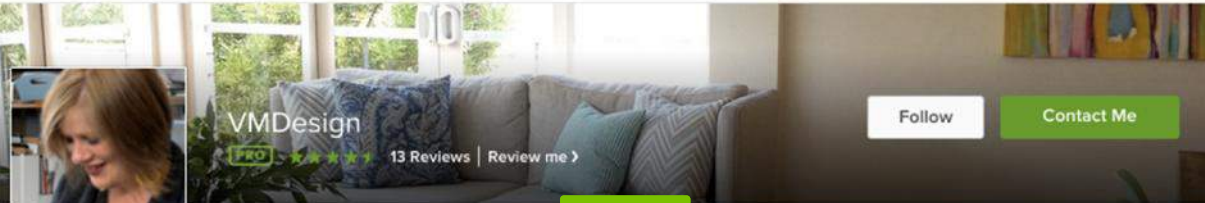

Copyright © 2015 Watershed Design. All Rights Reserved.

QUESTIONS & DISCUSSIONS

Questions

houzz Search Advice, Photos, Products & More... Your Houzz

PHOTOS FIND PROS PRODUCTS KITCHEN BATHROOM BEDROOM LIVING OUTDOOR DECOR STORIES ADVICE



VMDesign PRO 13 Reviews | Review me


Follow Contact Me

Overview Projects Ideabooks Reviews **Questions** Activity 0425 740 673 Website


Photo Questions

Questions for this Pro

20 Questions

- 

colour of cabinets
Posted by Tracey Page | on Monday
1 Comment

VMDesign | Updated on Tuesday
Hi Tracey, This cabinetry was done in a fabulous metallic look vinyl wrap by Polytec called Silver Metallic Gloss. This kitchen was done 7 years ago but the colour is still current in the Polytec range. Not sure what part of the w...
- 

Mirror
Posted by nay34 | 2 June 2015
1 Comment


VMDesign | Updated 2 June 2015
Hi nay34, I bought this mirror for my client from Orson & Blake in Sydney.
- 

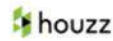
Table and coffee table
Posted by annad17 | 31 May 2015
3 Comments

VMDesign | Updated 3 June 2015
Hi Anna, The dining table comes in 2 sizes. The 10 seater pictured is 3000 x 1100 and is \$2984. There is also an 8 seater 2400 x 1000 that is \$2563. The more solid table and seats in Natural colour or the Silver Gloss colour that the

Advice

The screenshot displays the Houzz website interface. At the top left is the Houzz logo. A search bar contains the text "Search Photos, Products, Pros & More...". The navigation menu includes "PHOTOS", "FIND PROS", "PRODUCTS", "KITCHEN", "BATHROOM", "BEDROOM", "LIVING", "OUTDOOR", "DECOR", "STORIES", and "ADVICE". The "ADVICE" menu is highlighted with a green box and contains a sub-menu with "HOZZ DISCUSSIONS >", "Design Dilemma", "Before & After", "Polls", and "Pro-to-Pro". The main content area features a large photograph of a modern living room with a wooden wall, a black fireplace, and large windows. Below the photo are "+ Save" and "Email" buttons. At the bottom, there is a section for user interaction with a text input field "What are you working on?", a "Create a New Ideabook" button, and a notification "Olivia Kwarda Tuivaga and 1 other voted in a poll 13 minutes ago".

Design Dilemma



Search Advice, Photos, Products & More...

Your Houzz

PHOTOS FIND PROS PRODUCTS KITCHEN BATHROOM BEDROOM LIVING OUTDOOR DECOR STORIES ADVICE

Houzz Discussions

- All Discussions
- Design Dilemma
- Before & After
- Polls
- Photo Questions
- Using Houzz
- Other
- Pro-to-Pro

Filter by Country

Australia

What are you working on?

Get help for your projects, share your finds and show off your Before and After.

Example title: "Need help for my kitchen" Characters Left 70

B I [] [] Photo Houzz Photo Video Link

Design Dilemma

Post

Get advice on Houzz!



Ask the community



Pls help Kitchen Design dilemma

Posted by **Stacey West** | on Wednesday
14 Comments

Stacey West | Updated 19 minutes ago
Pick will ask our builder Louise, I know that wall is load bearing so he would have advise us. I loved the idea of brick walls moving in but now renovating the are causing so many problems and additional work.



Long room makeover

Posted by **kym2650** | 8 hours ago
2 Comments

kym2650 | Updated 28 minutes ago
Thanks Amanda. Yes the house is in southern New South Wales. The sky windows are in. Made a massive (and I mean massive) difference. It's the wall that is my concern. The intent was to sheet it to help with making the room light



What could Australian homes learn from the rest of the world?

Posted by **Luke Buckle** | 30 May 2014
49 Comments

Louise Thatcher | Updated 52 minutes ago
I think our designers and architects are showing the world a thing or two recently but we just need to make sustainability affordable and popular or it doesn't get taken up when you get down to budget we have to pay so much more ...



Outdoor Furniture Ideas!

Posted by **Jenna Bome** | 1 hour ago

Jenna Bome
I have recently renovated the outdoor area of my house. Does anyone have any suggestions as to what type of outdoor furniture would look good in this space? I would love some suggestions!



What's the best part of living near the coast?

Posted by **HouzzAU** | 2 January 2015
19 Comments

chookchook2 | Updated 1 hour ago
There is better rainfall in drought times. That can lead to more jobs, in rural areas, we are in unspoiled South Gippsland, Vic. We chose a town where we were hoping our family would come back to visit alot when they were grown, d...

Design Dilemma



Search Advice, Photos, Products & More...



All Topics / Pro-to-Pro



Post a Photo of your Recently Completed Project!

Eliot Koey | February 3, 2016

2015 has come and gone. It must have been a busy year for many professionals. Please share a photo of your recently completed project, or a new product, and tell us some interesting details about it!



No 86 House · [More Info](#)

Comment | 25 Bookmark | 33 Like | 2

Design Dilemma



Search Advice, Photos, Products & More...



PHOTOS

FIND PROS

SHOP

KITCHEN

BATH

BEDROOM

LIVING

OUTDOOR

All Topics / Pro-to-Pro



What is your #1 business goal for 2016?



HouzzAU | December 3, 2015

As you look towards the new year, what are you planning on pursuing with more enthusiasm?

Perhaps you are looking to reach into different areas, retrain, get higher value jobs or finally nailing social media?



2012 "New American Home" under construction at the International Builders Show ·

[More Info](#)

What did you learn and how did you learn it?

Comment | 24

Bookmark | 23

Like | 2

Exercise

Engage in the Advice section

1. Ask a question

and/or

2. Answer a question

Recap

- Photo Searching/ How you can be found?
- Profile Best Practices
 - Cover Photo/Logo/Person
 - Complete Directory Information
 - Importance of Photos and how to keyword
 - Reviews and how to ask and respond to reviews
- Questions & Discussion

Q&A | Resources

 olivia@houzz.com

 ausupport.houzz.com

 houzz.com/procenter



THANK YOU